

TECHNICAL SPECIFICATIONS WASHBASINS

Features

- Solid wood composite washbasins
- Seamless, hygienic construction
- Durable, scratch resistant finish
- Separate Woodio™ -material plug cover

Material

Woodio™ solid wood composite with wood content even up to 80% by volume. High-quality UV, scratch and chemical resistant gel coat finishing.

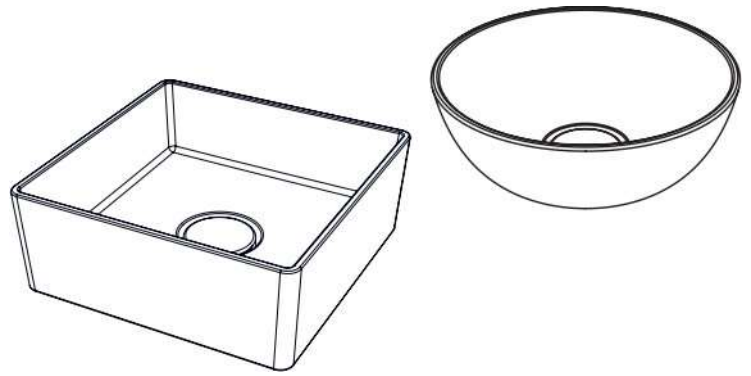
Certification

Wood chips used in the product are FSC® certified which ensure that they are from forests that are managed responsibly.

Declared performance

Products are CE marked and meets the criteria of European standard *EN 14688:2006 Sanitary appliances – Wash Basins – Functional requirements and test methods.*

Essential Characteristics	Performance	Harmonized technical specification
Load resistance	Pass	EN 14688:2006
Cleanability	Pass	EN 14688:2006
Capacity of overflow	Pass	EN 14688:2006
Durability	Pass	EN 14688:2006



Installation

The installation requires a drain valve, including a water trap and a separate drainpipe depending on the site.

Necessary fittings and stainless-steel installation brackets are included with wall hung basins.

The package contains installation instructions.

Colors

Washbasins are available in different colors.



Natural / Aspen 2mm



Polar / Aspen 2mm



Char / Aspen 2mm



Clay / Aspen 2mm



Berry / Aspen 2mm



Root / Aspen 2mm



Stone / Aspen 2mm



Arctic / Aspen 2mm



Moss / Aspen 2mm



Natural / Birch 6mm



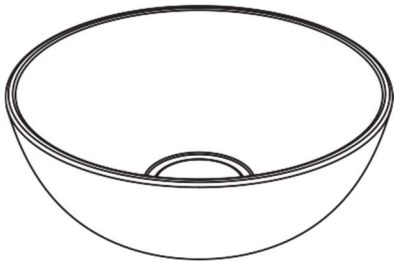
Natural / Aspen 5mm

**TECHNICAL SPECIFICATIONS
WASHBASINS**
General dimensions

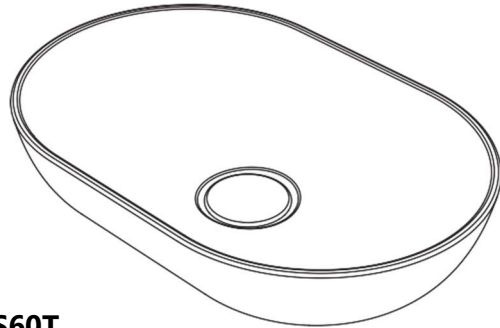
Product	Outer dimensions (L x W x H)	Weight	Drain hole	Faucet hole	Over-flow hole	Over-flow
	cm	kg	mm	mm	mm	l/s
S40T	40 x 40 x 19(15)	5,3	44	-	-	-
S60T	60 x 40 x 17(14)	8,8	44	-	-	-
S40F	40 x 40 x 17(15)	6,3	44	35	29	0,1
S60F	60 x 40 x 15(14)	8,9	44	35	29	0,1
S40W	40 x 40 x 17	9,5	44	35	29	0,1
S60W	60 x 40 x 15	10,5	44	35	29	0,1
C40T	40 x 40 x 18(15)	6,9	44	-	-	-
C60T	60 x 40 x 17(14)	10,3	44	-	-	-
C40F	40 x 40 x 16(15)	8,3	44	35	29	0,1
C60F	60 x 40 x 15(14)	11,2	44	35	29	0,1
C40W	40 x 40 x 16	8,0	44	35	29	0,1
C60W	60 x 40 x 15	11,8	44	35	29	0,1
S40R	40 x 40 x 19(5)	5,4	44	-	-	-
S60R	60 x 40 x 17(5)	8,6	44	-	-	-
C40R	40 x 40 x 18(5)	6,4	44	-	-	-
C60R	60 x 40 x 17(5)	8,6	44	-	-	-
U80I	81 x 50 x 14(2)	14,5	46	35	29	0,1

TECHNICAL SPECIFICATIONS
WASHBASINS

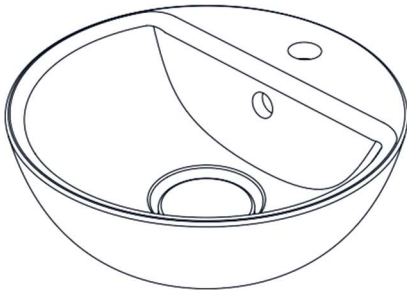
Soft Collection



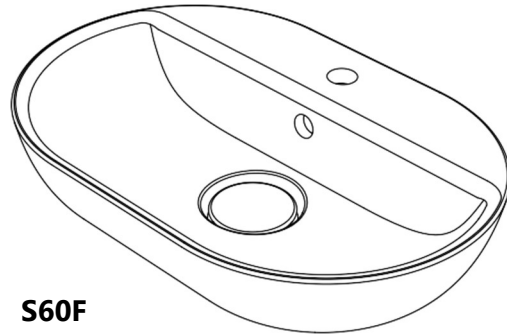
S40T
Soft40 Table top washbasin
400 mm x 400 mm x 188 mm
Height after installation 150 mm



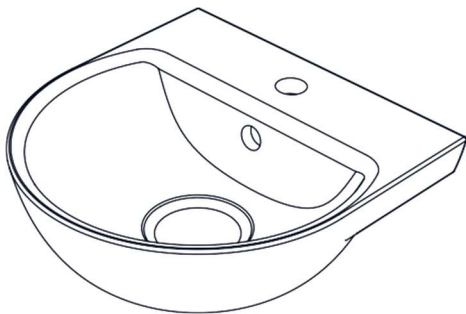
S60T
Soft60 Table top washbasin
600 mm x 400 mm x 173 mm
Height after installation 135 mm



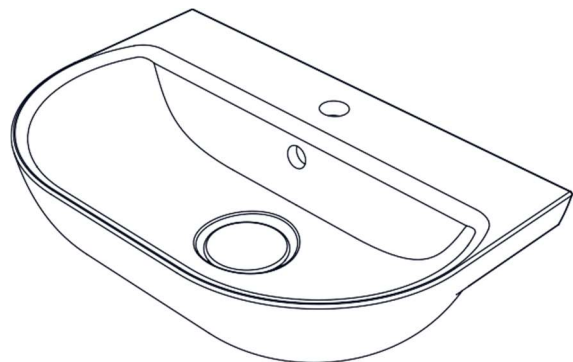
S40F
Soft40 With a faucet
400 mm x 400 mm x 166 mm
Height after installation 150 mm



S60F
Soft60 With a faucet
600 mm x 400 mm x 153 mm
Height after installation 135 mm



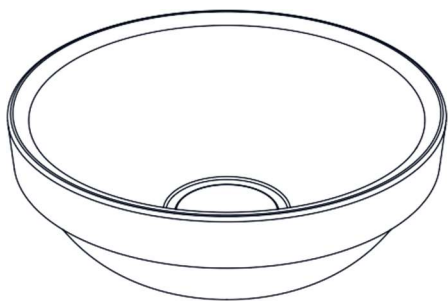
S40W
Soft40 Wall hung
400 mm x 400 mm x 166 mm



S60W
Soft60 Wall hung
600 mm x 400 mm x 153 mm

TECHNICAL SPECIFICATIONS
WASHBASINS

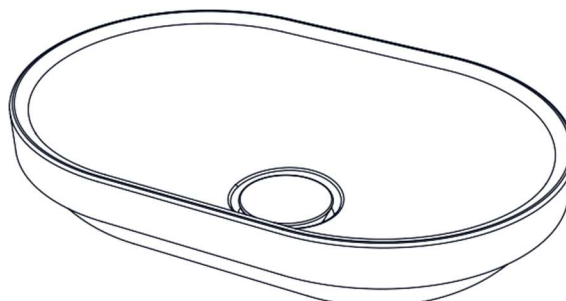
Soft Collection



S40R

Soft40 Recessed

400mm x 400mm x 188mm
Height after installation 50 mm



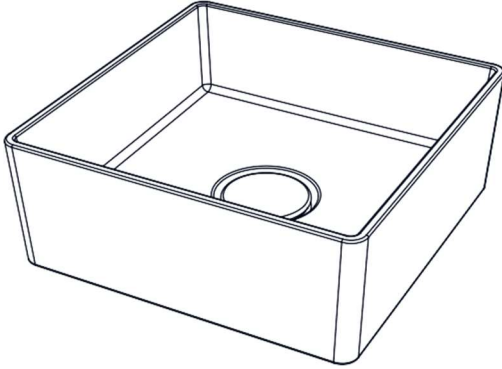
S60R

Soft60 Recessed

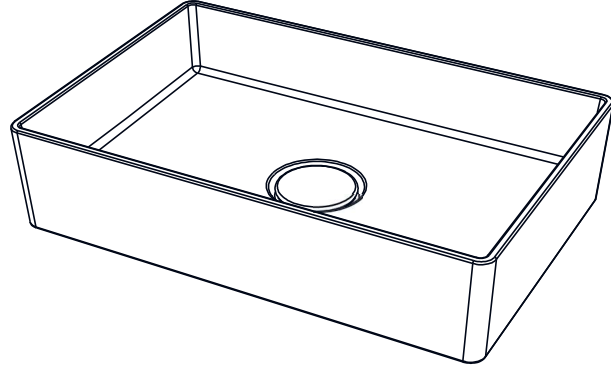
600 mm x 400 mm x 173 mm
Height after installation 50 mm

TECHNICAL SPECIFICATIONS
WASHBASINS

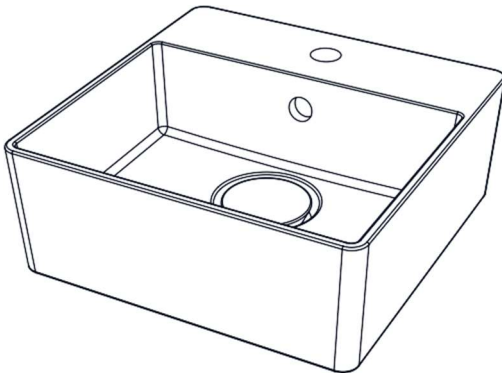
Cube Collection



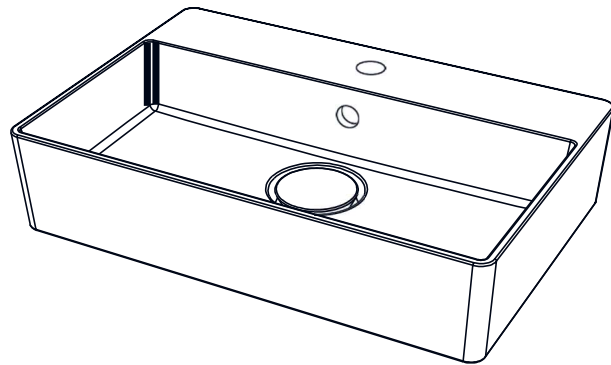
C40T
Cube40 Table top washbasin
400 mm x 400 mm x 184 mm
Height after installation 150 mm



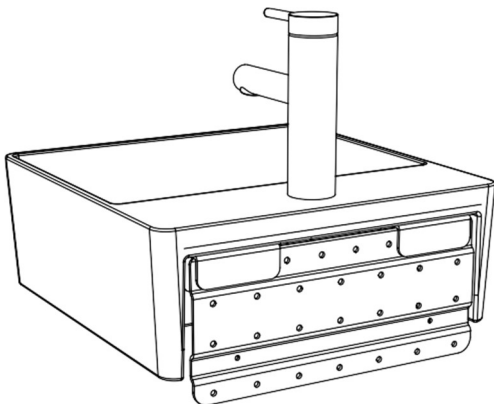
C60T
Cube60 Table top washbasin
600 mm x 400 mm x 169 mm
Height after installation 135 mm



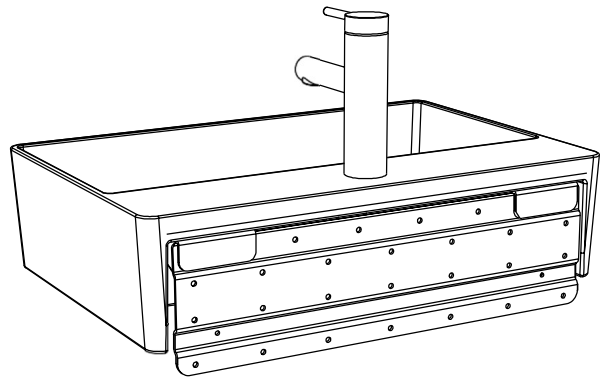
C40F
Cube40 With a faucet
400 mm x 400 mm x 164 mm
Height after installation 150 mm



C60F
Cube60 With a faucet
600 mm x 400 mm x 149 mm
Height after installation 135 mm



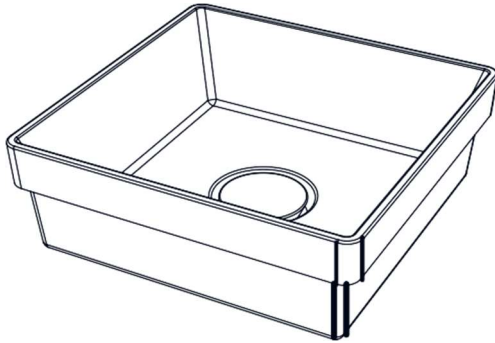
C40W
Cube40 Wall hung
400 mm x 400 mm x 164 mm



C60W
Cube60 Wall hung
600 mm x 400 mm x 149 mm

TECHNICAL SPECIFICATIONS
WASHBASINS

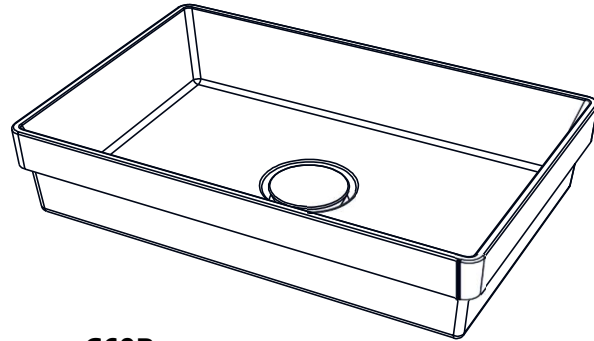
Cube Collection



C40R

Cube40 Recessed

400 mm x 400 mm x 184 mm
Height after installation 50 mm

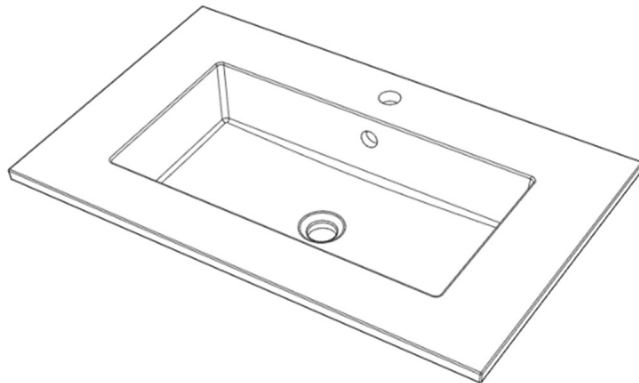


C60R

Cube60 Recessed

600 mm x 400 mm x 169 mm
Height after installation 50 mm

Unit



U80I

Unit80 Integrated

812 mm x 503 mm x 138 mm
Height after installation 20 mm